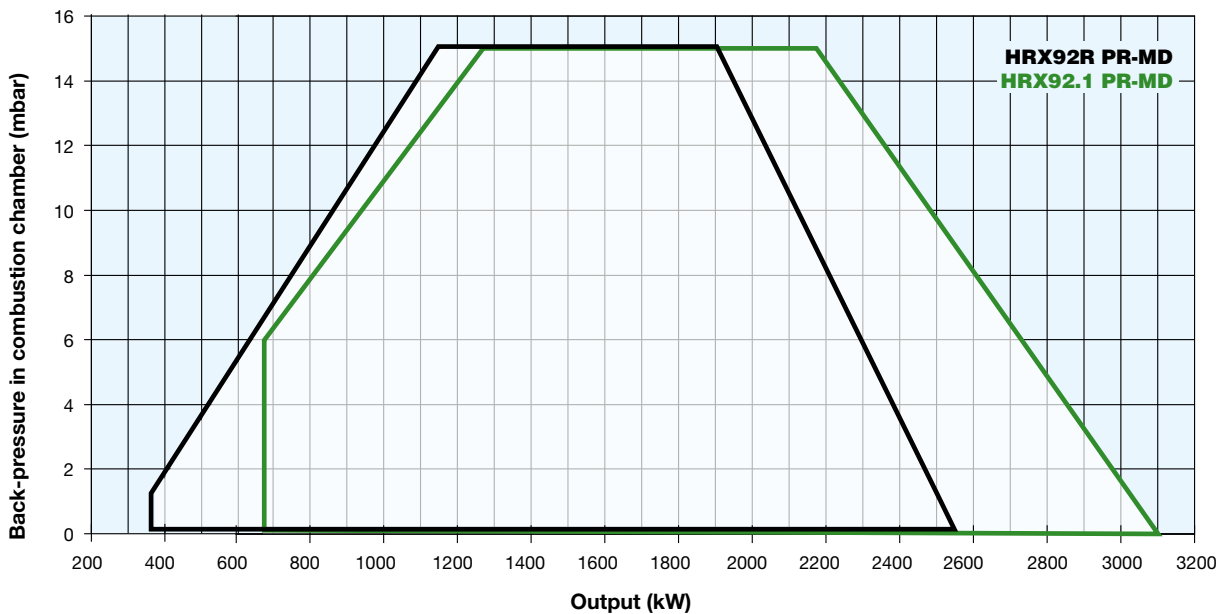



The NOVANTA series, available in both progressive and modulating operations, represent the culmination of our experience in the field of medium-large capacity burners. Like all other dual fuels models, these series perfectly combine all the mechanisms to work with the two flues separately. This is possible because these burners are equipped with an independent electric motor for the activation of the oil pump. As a consequence, during gas firing, the oil pump motor does not operate and remains off.

These burners are equipped with a high performance combustion head, designed to achieve an high irradiating flame when they run on natural gas. Instead, when they run on light oil, they are equipped with a by-pass nozzle which, using a pressure regulator, can reach a modulating ratio of 1:3.

The control panel facia is printed whit a mimic diagram fitted with neon lamps to indicate the different stages of burners operation and any abnormalities. Therefore, the burners are provided with an UV photocell to control the flame during the operation.

These series of burners integrate our well known performance and reliability characteristics with the new air inlet system equipped with a silencer and a new combustion head which guarantees low pollutant emissions (gas side < 80mg/kWh Class 3 EN676).

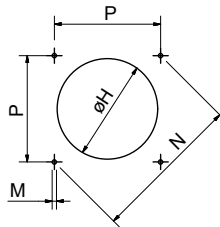
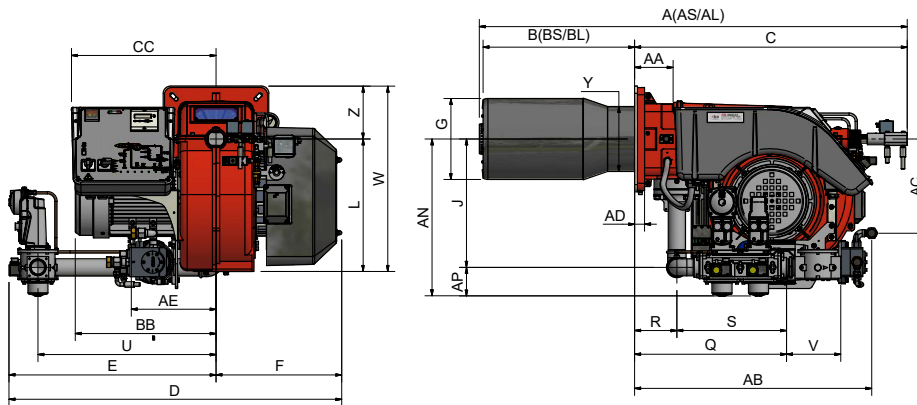




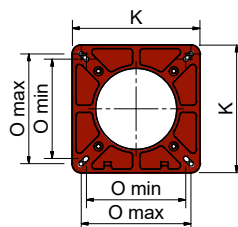
TECHNICAL DETAILS

Type	Model	Power kW		Auxiliary electrical power supply	Motor electrical power supply	Fan motor kW	Pump motor kW	Gas connections Rp	Noise level dBA
		min.	max.						
HRX92R	MG.xx.x.xx.A.1.xxx	350	2.550	230 V 1N AC 50 Hz	400 V 3 AC 50 Hz	7,5	1,1	2" - DN65 - DN80 - DN100	74,5
HRX92.1	MG.xx.x.xx.A.1.xxx	670	3.100	230 V 1N AC 50 Hz	400 V 3 AC 50 Hz	7,5	1,1	2" - DN65 - DN80 - DN100	76,9

For the configuration of the gas train, see pages 116-117.



Suggested boiler drilling



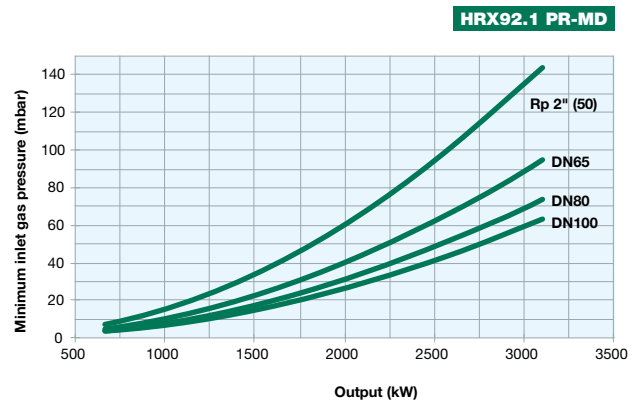
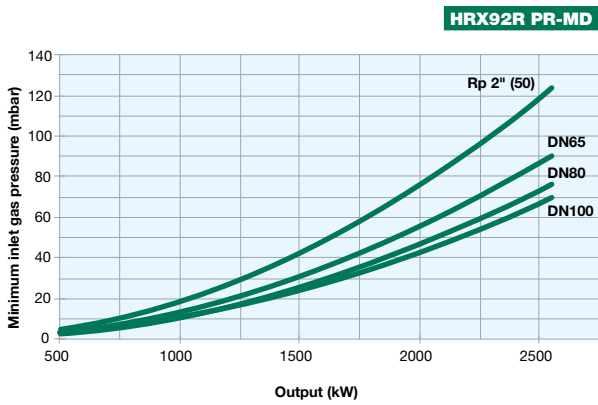
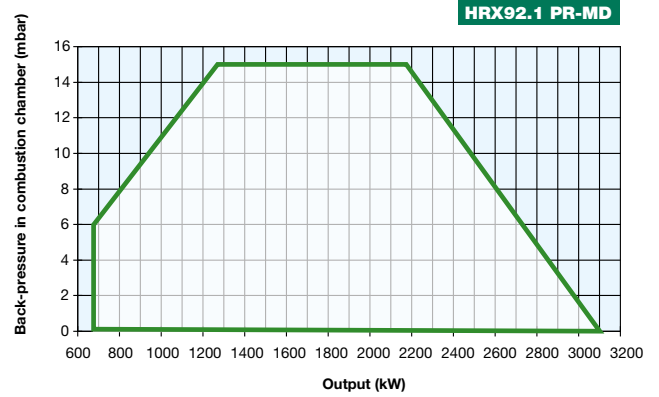
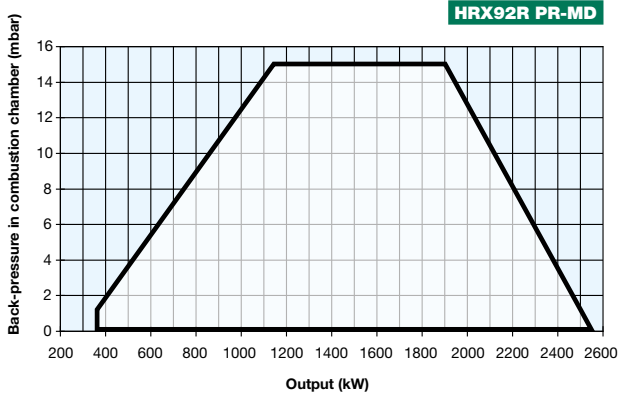
Burner flange

Type	Packaging dimensions (mm)			
	l	p	h	kg
HRX92R	1730	1280	1020	315
HRX92.1	1730	1280	1020	315

Approximate values

Type	Model	Overall dimensions (mm)																																	
		AS	AL	AA	AB	AC	AD	AE	AN	AP	BS	BL	BB	C	CC	D	E	F	G	J	K	L	M	N	O min.	O max.	P	Q	R	S	U	V	W	Y	Z
HRX92R	MG-xx.x.xx.A.1.50	1368	1509	135	831	330	35	297	550	100	390	490	493	978	506	1160	725	435	259	450	360	524	M12	424	280	310	300	532	148	384	624	190	709	228	185
HRX92R	MG.xx.x.xx.A.1.65	1368	1509	135	831	330	35	297	564	117	390	490	493	978	506	1406	971	435	259	447	360	524	M12	424	280	310	300	632	148	484	846	292	709	228	185
HRX92R	MG.xx.x.xx.A.1.80	1368	1509	135	831	330	35	297	579	132	390	490	493	978	506	1437	1002	435	259	447	360	524	M12	424	280	310	300	683	148	535	875	313	709	228	185
HRX92R	MG.xx.x.xx.A.1.100	1368	1509	135	831	330	35	297	592	145	390	490	493	978	506	1520	1085	435	259	447	360	524	M12	424	280	310	300	790	148	642	942	353	709	228	185
HRX92.1	MG.xx.x.xx.A.1.50	1345	1486	135	831	330	35	297	550	100	420	530	493	955	506	1160	725	435	284	450	360	524	M12	424	280	310	300	532	148	384	624	190	709	228	185
HRX92.1	MG.xx.x.xx.A.1.65	1345	1486	135	831	330	35	297	564	117	420	530	493	955	506	1406	971	435	284	447	360	524	M12	424	280	310	300	632	148	484	846	292	709	228	185
HRX92.1	MG.xx.x.xx.A.1.80	1345	1486	135	831	330	35	297	579	132	420	530	493	955	506	1437	1002	435	284	447	360	524	M12	424	280	310	300	683	148	535	875	313	709	228	185
HRX92.1	MG.xx.x.xx.A.1.100	1345	1486	135	831	330	35	297	592	145	420	530	493	955	506	1520	1085	435	284	447	360	524	M12	424	280	310	300	790	148	642	942	353	709	228	185

Approximate values



Attention: the graph shows the value of the gas output (kW) against the corresponding pressure without the combustion chamber back pressure. To know the minimum gas pressure at gas train, in order to get the gas output, it is necessary to add the boiler back pressure to the value read on the curve.