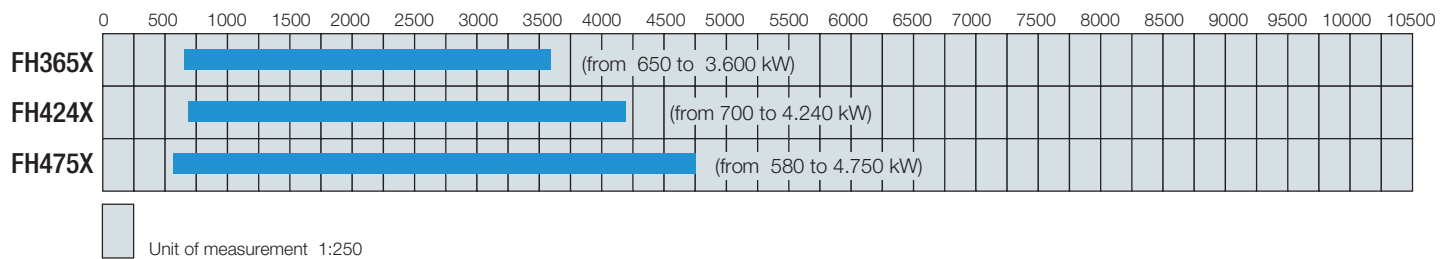


FACILE series FH365X FH424X FH475X



SMART BURNER - new generation
 Low NO_x gas burner - Class 3 EN676



AUTOMATIC COMMISSIONING
 IN JUST A FEW MINUTES



ADAPTS THE BURNER TO
 ALL HEAT GENERATORS
 AND PROCESS



AUTOMATICALLY ADJUSTS
 ENVIRONMENTAL VALUES



CONSTANT AND COMPLETE
 MONITORING ON VARIOUS LEVELS



GUARANTEES REGULATORY
 COMPLIANCE

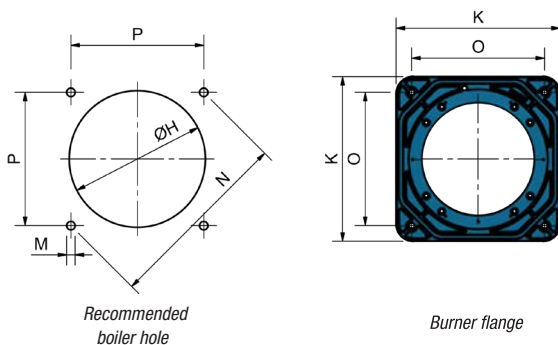
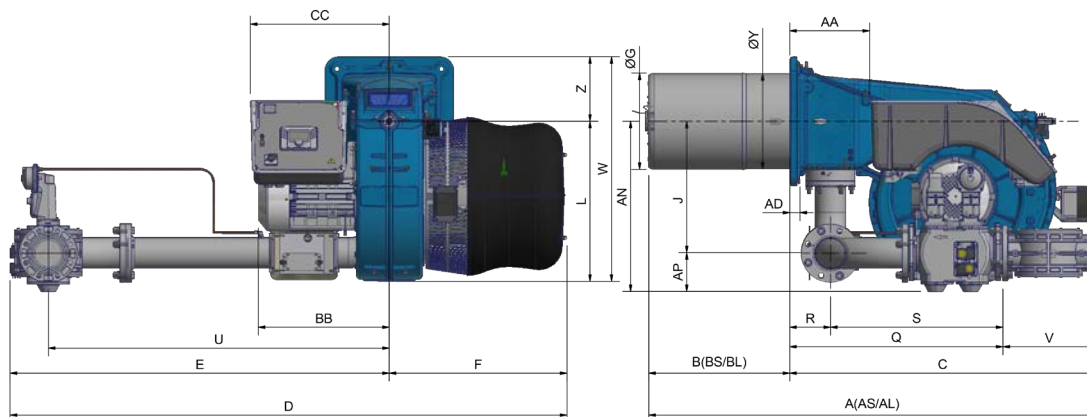


ECONOMICALLY SUSTAINABLE.
 RETURN ON INVESTMENT IN THE
 SHORT-TO-MEDIUM TERM



TECHNICAL CHARACTERISTICS

| Model | | Power kW | | Electrical power supply | Fan motor kW | Gas fittings | Noise level d BA |
|---------------|---------------------|----------|-------|-------------------------|--------------|--------------------------|------------------|
| | | min. | max. | | | | |
| FH365X | M-.xx.xR.IT.A.1.xxx | 650 | 3.600 | 230/400 V 3N ac | 7,5 | 2" - DN65 - DN80 - DN100 | < 85 |
| FH424X | M-.xx.xR.IT.A.1.xxx | 700 | 4.240 | 230/400 V 3N ac | 9,2 | 2" - DN65 - DN80 - DN100 | < 85 |
| FH475X | M-.xx.xR.IT.A.1.xxx | 580 | 4.750 | 230/400 V 3N ac | 9,2 | 2" - DN65 - DN80 - DN100 | < 85 |



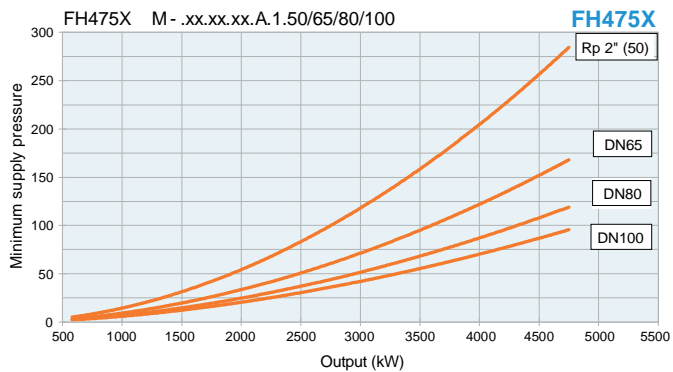
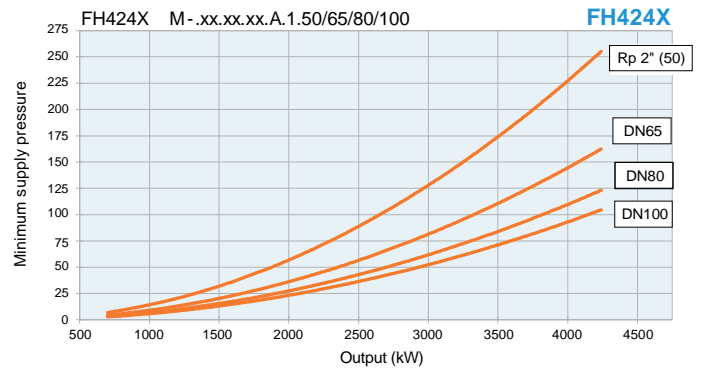
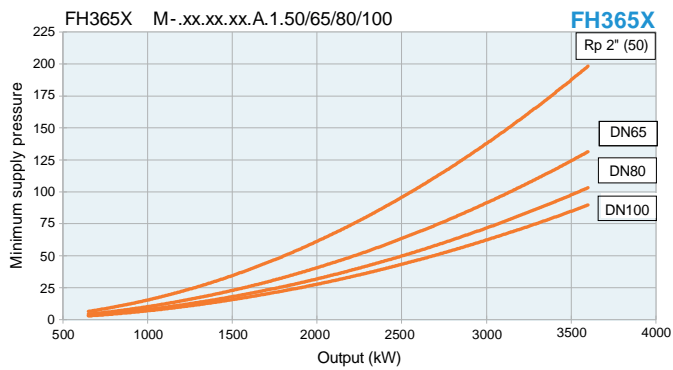
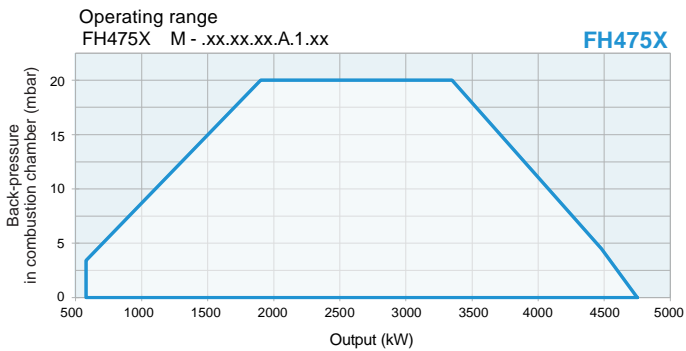
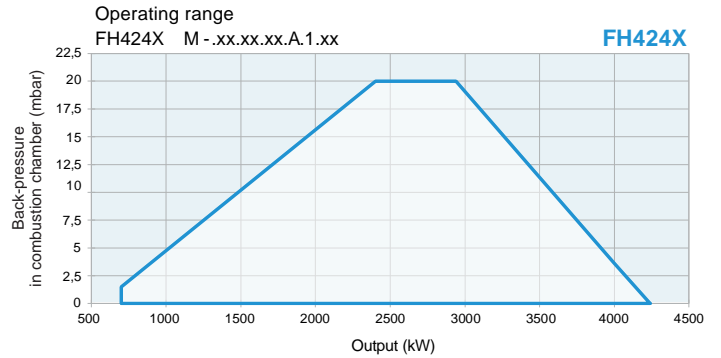
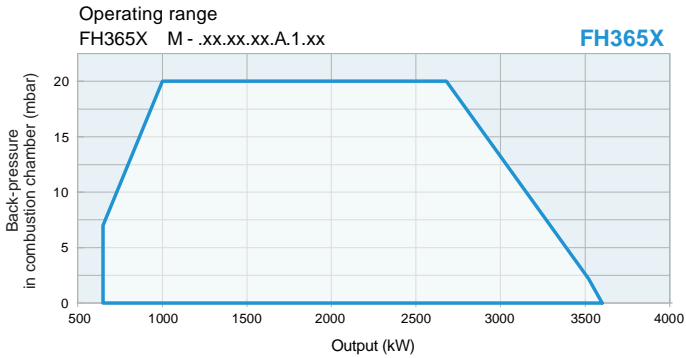
| Model | Dimensions of packaging (mm) | | | |
|---------------|------------------------------|-------|-------|----|
| | l | p | h | kg |
| FH365X | 1.850 | 1.290 | 1.220 | - |
| FH424X | 1.850 | 1.290 | 1.220 | - |
| FH475X | 1.850 | 1.290 | 1.220 | - |

Indicative values

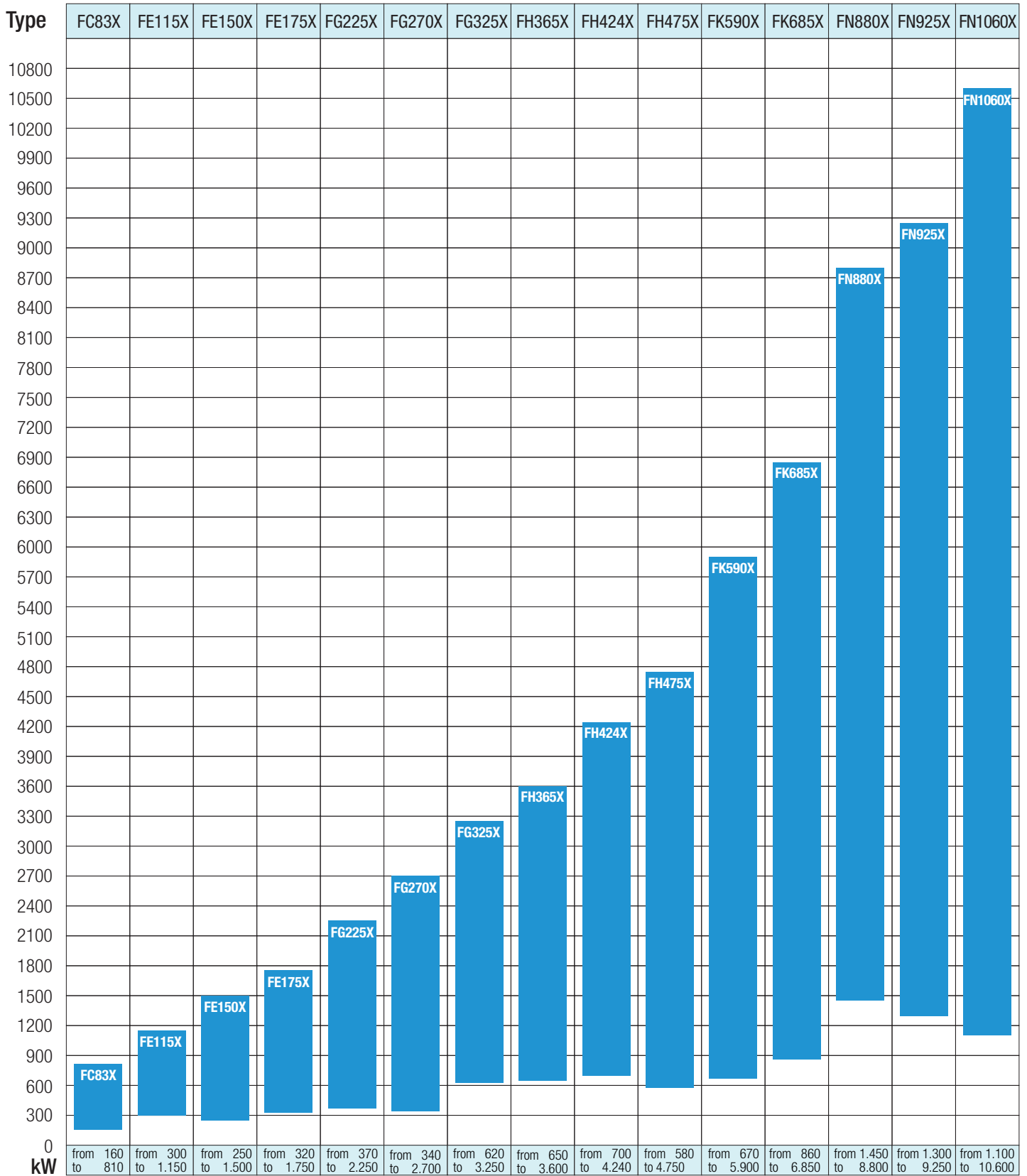
| Model | | Overall dimensions (mm) | | | | | | | | | | | | | | | | | | | | | | | | | | | | |
|---------------|---------------------|-------------------------|------|------|-----|------|-----|------|-----|------|------|------|-----|------|-----|------|-----|------|-----|------|-----|------|-----|------|-----|------|-----|------|-----|-----|
| | | AA | AS | AL | BB | BS | BL | C | CC | D | E | F | G | H | J | K | L | M | N | O | P | Q | R | S | U | V | W | Y | Z | |
| | | min. | | max. | | min. | | max. | | min. | | max. | | min. | | max. | | min. | | max. | | min. | | max. | | min. | | max. | | |
| FH365X | M-.xx.xR.IT.A.1.50 | 295 | 1571 | 1671 | 450 | 430 | 530 | 1141 | 511 | 1568 | 898 | 670 | 284 | 316 | 385 | 480 | 600 | M14 | 552 | 390 | 424 | 390 | 650 | 150 | 500 | 796 | 190 | 841 | 284 | 241 |
| FH365X | M-.xx.xR.IT.A.1.65 | 295 | 1571 | 1671 | 450 | 430 | 530 | 1141 | 511 | 1591 | 921 | 670 | 284 | 316 | 385 | 480 | 600 | M14 | 552 | 390 | 424 | 390 | 545 | 150 | 395 | 796 | 294 | 841 | 284 | 241 |
| FH365X | M-.xx.xR.IT.A.1.80 | 295 | 1571 | 1671 | 450 | 430 | 530 | 1141 | 511 | 1536 | 866 | 670 | 284 | 316 | 385 | 480 | 600 | M14 | 552 | 390 | 424 | 390 | 660 | 150 | 510 | 746 | 313 | 841 | 284 | 241 |
| FH365X | M-.xx.xR.IT.A.1.100 | 295 | 1571 | 1671 | 450 | 430 | 530 | 1141 | 511 | 2086 | 1416 | 670 | 284 | 316 | 490 | 480 | 600 | M14 | 552 | 390 | 424 | 390 | 790 | 150 | 640 | 1273 | 353 | 841 | 284 | 241 |
| FH424X | M-.xx.xR.IT.A.1.50 | 295 | 1571 | 1671 | 490 | 430 | 530 | 1141 | 511 | 1568 | 898 | 670 | 328 | 316 | 385 | 480 | 600 | M14 | 552 | 390 | 424 | 390 | 650 | 150 | 500 | 796 | 190 | 841 | 328 | 241 |
| FH424X | M-.xx.xR.IT.A.1.65 | 295 | 1571 | 1671 | 490 | 430 | 530 | 1141 | 511 | 1591 | 921 | 670 | 328 | 316 | 385 | 480 | 600 | M14 | 552 | 390 | 424 | 390 | 545 | 150 | 395 | 796 | 294 | 841 | 328 | 241 |
| FH424X | M-.xx.xR.IT.A.1.80 | 295 | 1571 | 1671 | 490 | 430 | 530 | 1141 | 511 | 1536 | 866 | 670 | 328 | 316 | 385 | 480 | 600 | M14 | 552 | 390 | 424 | 390 | 660 | 150 | 510 | 746 | 313 | 841 | 328 | 241 |
| FH424X | M-.xx.xR.IT.A.1.100 | 295 | 1571 | 1671 | 490 | 430 | 530 | 1141 | 511 | 2086 | 1416 | 670 | 328 | 316 | 490 | 480 | 600 | M14 | 552 | 390 | 424 | 390 | 790 | 150 | 640 | 1273 | 353 | 841 | 328 | 241 |
| FH475X | M-.xx.xR.IT.A.1.50 | 295 | 1571 | 1671 | 490 | 430 | 530 | 1141 | 511 | 1568 | 898 | 670 | 360 | 316 | 385 | 480 | 600 | M14 | 552 | 390 | 424 | 390 | 650 | 150 | 500 | 796 | 190 | 841 | 360 | 241 |
| FH475X | M-.xx.xR.IT.A.1.65 | 295 | 1571 | 1671 | 490 | 430 | 530 | 1141 | 511 | 1591 | 921 | 670 | 360 | 316 | 385 | 480 | 600 | M14 | 552 | 390 | 424 | 390 | 545 | 150 | 395 | 796 | 294 | 841 | 360 | 241 |
| FH475X | M-.xx.xR.IT.A.1.80 | 295 | 1571 | 1671 | 490 | 430 | 530 | 1141 | 511 | 1536 | 866 | 670 | 360 | 316 | 385 | 480 | 600 | M14 | 552 | 390 | 424 | 390 | 660 | 150 | 510 | 746 | 313 | 841 | 360 | 241 |
| FH475X | M-.xx.xR.IT.A.1.100 | 295 | 1571 | 1671 | 490 | 430 | 530 | 1141 | 511 | 2086 | 1416 | 670 | 360 | 316 | 490 | 480 | 600 | M14 | 552 | 390 | 424 | 390 | 790 | 150 | 640 | 1273 | 353 | 841 | 360 | 241 |

Indicative values



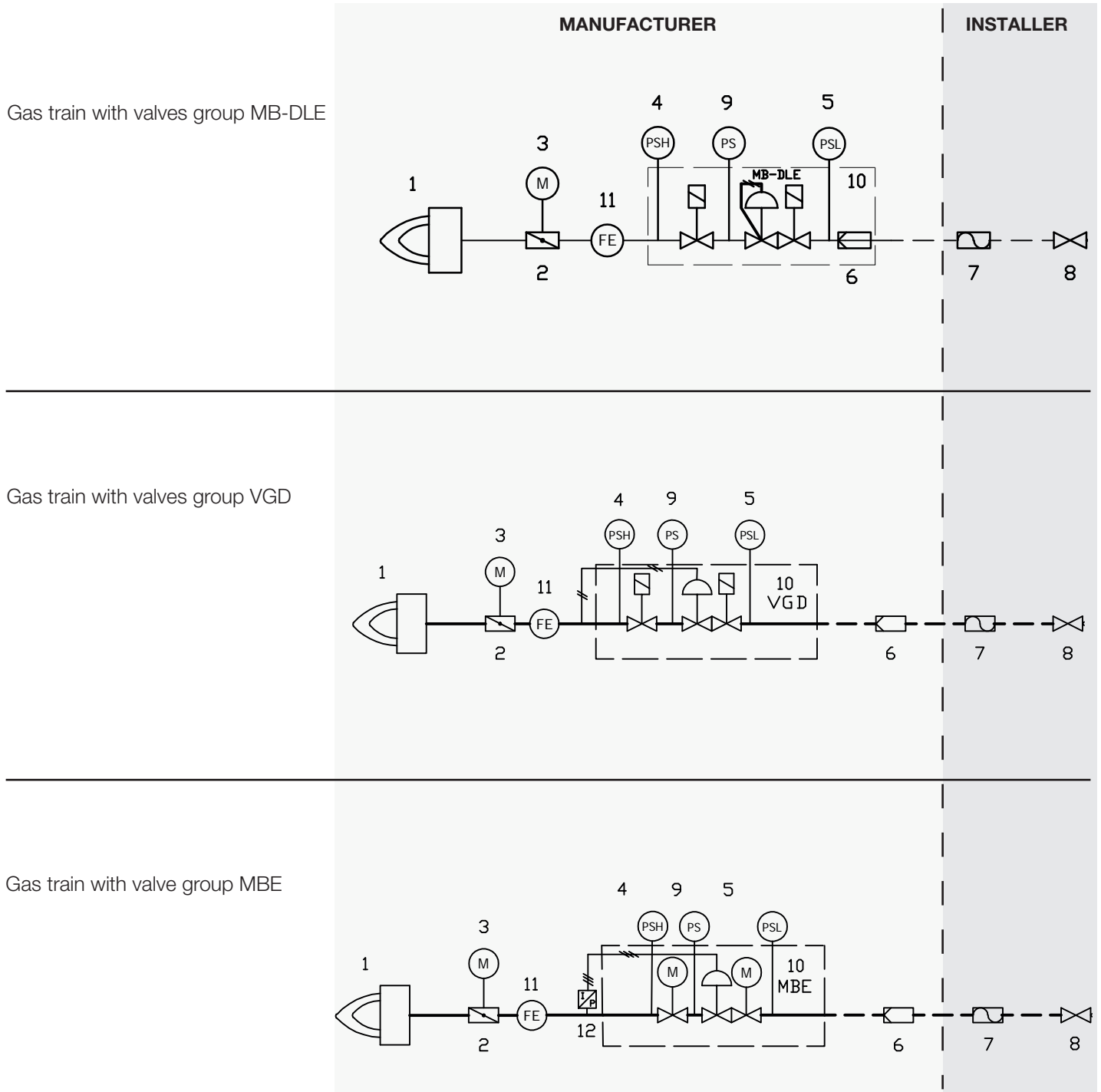


LOW NO_x GAS BURNER RANGE



Unit of measurement 1:300















LEGEND

- | | |
|--|------------------------------------|
| 1 Burner | 7 Anti-vibration joint |
| 2 Butterfly valve | 8 Manual gas shut-off valve |
| 3 Servocontrol | 9 Leak control gas pressure switch |
| 4 Maximum gas pressure switch (optional) | 10 Valve group |
| 5 Minimum gas pressure switch | 11 Flow sensor |
| 6 Gas filter | 12 MBE valves pressure sensor |

FACILE SERIES BURNERS LEGEND

| | |
|---|---|
| TYPE FC FE FG FH FK FN |  |
| MODEL A - STANDARD P - PREMIXED X - LOW NO _x |  |

A.M- . MD . SR . IT. A . 1. 50 . FA

| | |
|---|---|
| FUEL M - NATURAL GAS L - LPG |  |
| OPERATION MD - MODULATING |  |
| COMBUSTION HEAD AND AIR INLET SR - STANDARD COMBUSTION HEAD WITH SILENCER LR - LONG COMBUSTION HEAD WITH SILENCER |  |
| COUNTRY OF DESTINATION IT ITALY ... OTHER DESTINATIONS ON REQUEST |  |
| BURNER MANUFACTURE A STANDARD |  |
| EQUIPMENT 1 2 GAS VALVES AND LEAKAGE CONTROL 8 2 GAS VALVES + LEAKAGE CONTROL AND MAXIMUM GAS PRESSURE SWITCH |  |
| GAS CONNECTION 32 1"¼ 65 DN65 40 1"½ 80 DN80 50 2" 100 DN100 125 DN125 |  |
| ELECTRONIC VERSION FA Electronically controlled burners FB Electronically controlled burners with inverter FC Electronically controlled burners with provision for inverter |  |