

KR1025 KR1030 KR1040 **mille** SERIES


MECHANICAL ATOMIZATION
with viscosity up to 400 cSt at 50°C (50°E at 50°C)

These models of burners represent the most powerful aluminium version of the KR series. Thanks to their independent electric motor for the activation of the oil pump, they can burn gas and heavy oil separately. In fact, during gas firing, the oil pump motor does not operate and remains off.

These burners are, therefore, provided with an UV photocell to control the flame during the operation.

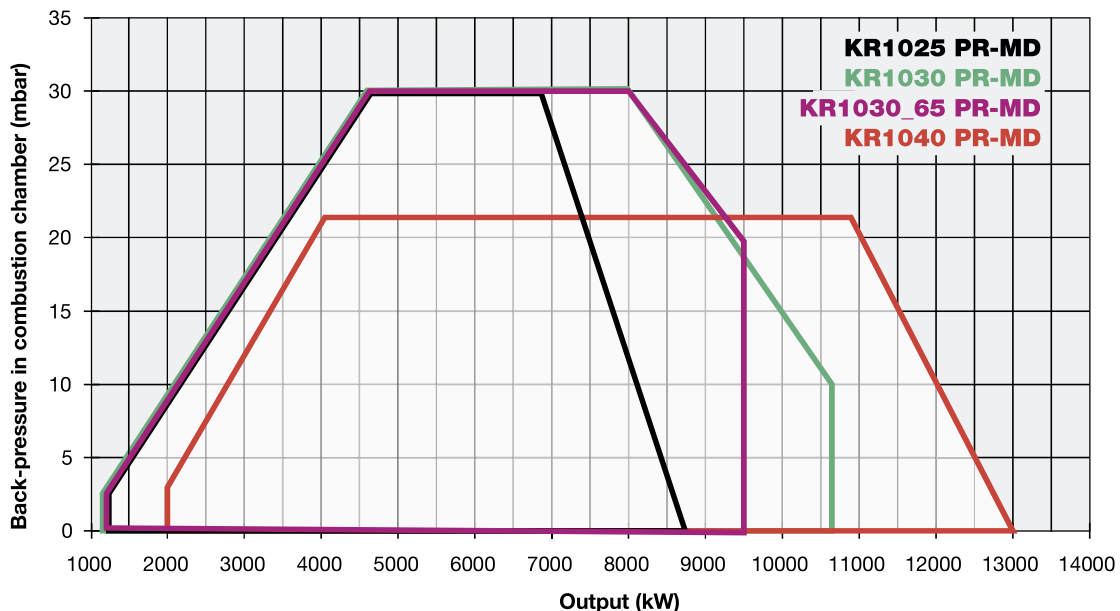
They are, therefore, provided with a pre-heating tank equipped with low thermal load electrical resistance to ensure oil fluidity. All burners with progressive or modulating operation, have been built to burn fuels whose standard viscosity is 50 cSt at 50°C (7 E°at 50°C).

Upon request it is available the version for heavy oils up to 400 cSt at 50°C (50 E°at 50°C).



Electronic set up (optional)

Oil pump set (pump, motor, oil tank and filter) is included, (not assembled on the burner).



mille SERIES KR1025 KR1030 KR1040

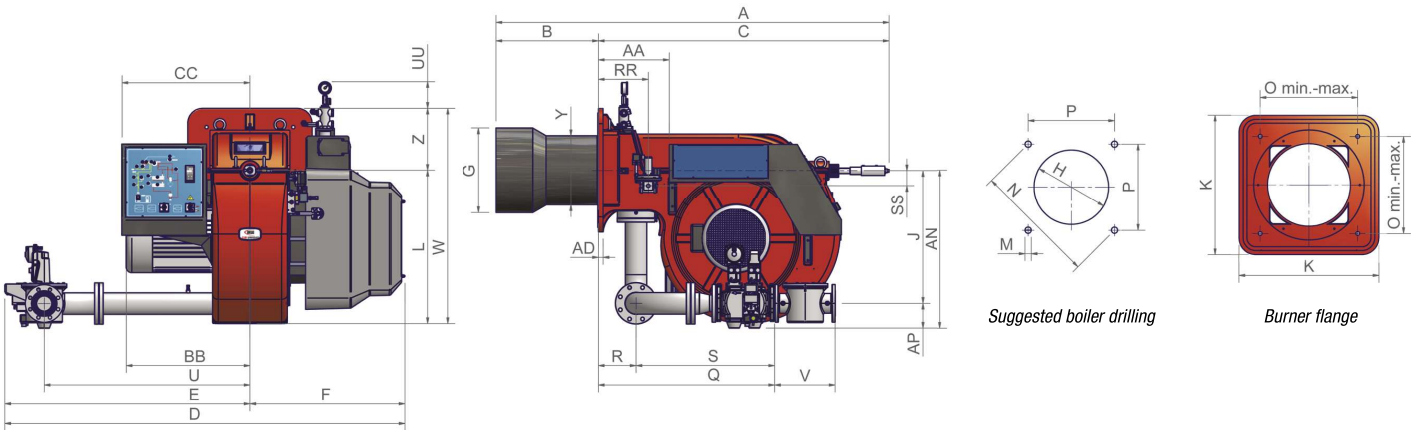
GAS/HEAVY OIL

MECHANICAL ATOMIZATION
with viscosity up to 400 cSt at 50°C (50°E at 50°C)

TECHNICAL DETAILS

Type	Model	Output kW		Auxiliary electrical power supply	Motor electrical power supply	Fan motor kW	Pump motor kW	Resistor kW	Gas connections	Noise level dBA
		min.	max.							
KR1025	MN.xx.S.xx.A.1.xxx	1.200	8.700	230V 1N AC 50 Hz	400V 3 AC 50 Hz	18,5	4,0	24 + 24	DN65 - DN80 - DN100	82,2
KR1030	MN.xx.S.xx.A.1.65	1.200	9.500	230V 1N AC 50 Hz	400V 3 AC 50 Hz	22,0	5,5	24 + 24	DN65	85,6
KR1030	MN.xx.S.xx.A.1.xxx	1.200	10.600	230V 1N AC 50 Hz	400V 3 AC 50 Hz	22,0	5,5	24 + 24	DN80 - DN100	85,6
KR1040	MN.xx.x.xx.A.1.xxx	2.000	13.000	230V 1N AC 50 Hz	400V 3 AC 50 Hz	30,0	5,5	24 + 24	DN80 - DN100 - DN125	85,6

For the configuration of the gas train, see page 112-113.



The oil pump set (pump, motor, oil tank and filter) is included, but supplied loose (not assembled on the burner).

Type	Packaging dimensions (mm)			
	l	p	h	kg
KR1025/KR1030	2.270	1.720	1.320	760
KR1030/KR1040	2270	1.720	1.320	780
Gruppo di spinta*	1.170	770	1.610	-

Approximate values

* Supplied underframe

Type	Model	Overall dimensions (mm)																															
		A	AA	AD	AN	AP	B	BB	C	CC	D	E	F	G	H	J	K	L	M	N	O	P	Q	R	RR	S	SS	U	UU	V	W	Y	Z
KR1025	MN.xx.S.xx.A.1.65	2088	377	25	827	118	544	641	1544	680	2121	1299	822	400	450	709	660	816	M16	651	460	460	914	200	265	714	80	1092	142	292	1146	379	330
KR1025	MN.xx.S.xx.A.1.80	2088	377	25	841	132	544	641	1544	680	2123	1301	822	400	450	709	660	816	M16	651	460	460	936	200	265	736	80	1092	142	322	1146	379	330
KR1025	MN.xx.S.xx.A.1.100	2088	377	25	854	145	544	641	1544	680	2139	1317	822	400	450	709	660	816	M16	651	460	460	842	200	265	642	80	1092	142	382	1146	379	330
KR1030	MN.xx.S.xx.A.1.65	2088	377	25	827	118	544	657	1544	680	2121	1299	822	454	504	709	660	816	M16	651	460	460	914	200	265	714	80	1092	142	292	1146	372	330
KR1030	MN.xx.S.xx.A.1.80	2088	377	25	841	132	544	657	1544	680	2123	1301	822	454	504	709	660	816	M16	651	460	460	936	200	265	736	80	1092	142	322	1146	372	330
KR1030	MN.xx.S.xx.A.1.100	2088	377	25	854	145	544	657	1544	680	2139	1317	822	454	504	709	660	816	M16	651	460	460	842	200	265	642	80	1092	142	382	1146	372	330
KR1040	MN.xx.S.xx.A.1.80	2106	377	25	841	132	544	657	1562	680	2123	1301	822	514	564	709	660	816	M16	651	460	460	936	200	265	736	80	1092	142	322	1146	408	330
KR1040	MN.xx.S.xx.A.1.100	2106	377	25	854	145	544	657	1562	680	2139	1317	822	514	564	709	660	816	M16	651	460	460	842	200	265	642	80	1092	142	382	1146	408	330
KR1040	MN.xx.S.xx.A.1.125	2106	377	25	884	175	544	657	1562	680	2254	1432	822	514	564	709	660	816	M16	651	460	460	954	200	265	754	80	1192	142	480	1146	408	330

Approximate values

MECHANICAL OPERATION

Model	Gas train	Operation	KR1025		KR1030		KR1040	
			Code	Price €	Code	Price €	Code	Price €
HEAVY OIL 50 cSt at 50°C (7°E at 50°C)								
MN.PR.S.xx.A.1.65	DN65	PR (*)	023081653		023081953		-	
MN.PR.S.xx.A.1.80	DN80	PR (*)	023081753		023082053		023082253	
MN.PR.S.xx.A.1.100	DN100	PR (*)	023081853		023082153		023082353	
MN.PR.S.xx.A.1.125	DN125	PR (*)	-		-		023082453	
HEAVY OIL 400 cSt at 50°C (50°E at 50°C)								
MD.PR.S.xx.A.1.65	DN65	PR (*)	023191653		023191953		-	
MD.PR.S.xx.A.1.80	DN80	PR (*)	023191753		023192053		023192253	
MD.PR.S.xx.A.1.100	DN100	PR (*)	023191853		023192153		023192353	
MD.PR.S.xx.A.1.125	DN125	PR (*)	-		-		023192453	

(*) Progressive PR control, for modulating version MD add € (see price list)

In the full modulating version MD in order for the supply to be completed, the burner must be equipped with the respective modulating probe (see accessory table, page 282).

In compliance with:

- GAR Directive 2016/426/EU
- Low Tension Directive 2014/35/UE
- Electromagnetic Compatibility Directive 2014/30/UE
- Machinery Directive 2006/42/CE

mille SERIES **KR1025 KR1030 KR1040**
MECHANICAL ATOMIZATION
 with viscosity up to 400 cSt at 50°C (50°E at 50°C)

GAS/HEAVY OIL

ELECTRONIC OPERATION

Model	Gas train	Operation	KR1025		KR1030		KR1040	
			Code	Price €	Code	Price €	Code	Price €
HEAVY OIL 50 cSt at 50°C (7°E at 50°C)								
MN.PR.S.xx.A.1.65.EC	DN65	PR (*)	02308165		02308195		-	
MN.PR.S.xx.A.1.80.EC	DN80	PR (*)	02308175		02308205		02308225	
MN.PR.S.xx.A.1.100.EC	DN100	PR (*)	02308185		02308215		02308235	
MN.PR.S.xx.A.1.125.EC	DN125	PR (*)	-		-		02308245	
HEAVY OIL 400 cSt at 50°C (50°E at 50°C)								
MD.PR.S.xx.A.1.65.EC	DN65	PR (*)	02319165		02319195		-	
MD.PR.S.xx.A.1.80.EC	DN80	PR (*)	02319175		02319205		02319225	
MD.PR.S.xx.A.1.100.EC	DN100	PR (*)	02319185		02319215		02319235	
MD.PR.S.xx.A.1.125.EC	DN125	PR (*)	-		-		02319245	

(*) Progressive PR control, for modulating version MD add € (see price list)

In the full modulating version MD in order for the supply to be completed, the burner must be equipped with the respective modulating probe (see accessory table, page 282).

In compliance with:

- GAR Directive 2016/426/EU
- Low Tension Directive 2014/35/UE
- Electromagnetic Compatibility Directive 2014/30/UE
- Machinery Directive 2006/42/CE

ELECTRONIC OPERATION

Model	Gas train	Operation	KR1025		KR1030		KR1040	
			Code	Price €	Code	Price €	Code	Price €
HEAVY OIL 50 cSt at 50°C (7°E at 50°C)								
MN.MD.S.xx.A.1.65.ES	DN65	MD (**)	02308165S		02308195S		-	
MN.MD.S.xx.A.1.80.ES	DN80	MD (**)	02308175S		02308205S		02308225S	
MN.MD.S.xx.A.1.100.ES	DN100	MD (**)	02308185S		02308215S		02308235S	
MN.MD.S.xx.A.1.125.ES	DN125	MD (**)	-		-		02308245S	
HEAVY OIL 400 cSt at 50°C (50°E at 50°C)								
MD.MD.S.xx.A.1.65.ES	DN65	MD (**)	02319165S		02319195S		-	
MD.MD.S.xx.A.1.80.ES	DN80	MD (**)	02319175S		02319205S		02319225S	
MD.MD.S.xx.A.1.100.ES	DN100	MD (**)	02319185S		02319215S		02319235S	
MD.MD.S.xx.A.1.125.ES	DN125	MD (**)	-		-		02319245S	

(**) The burners are already MD version.

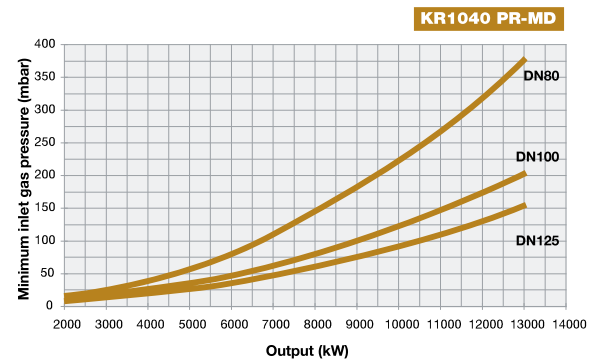
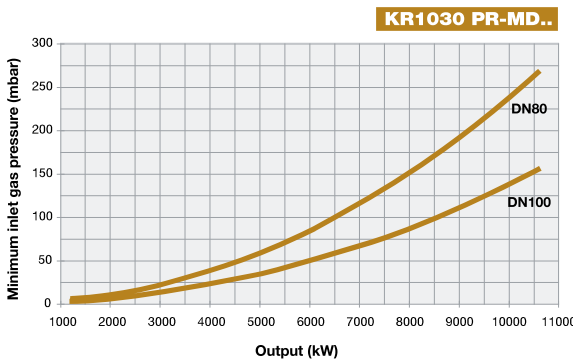
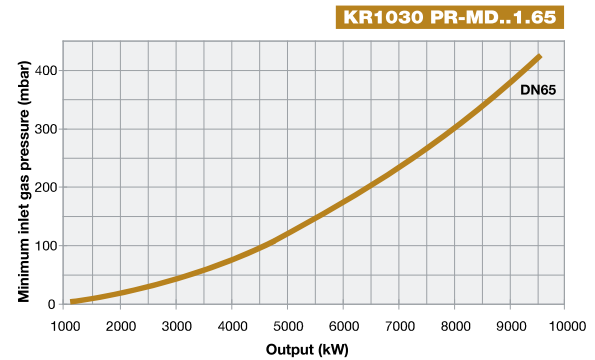
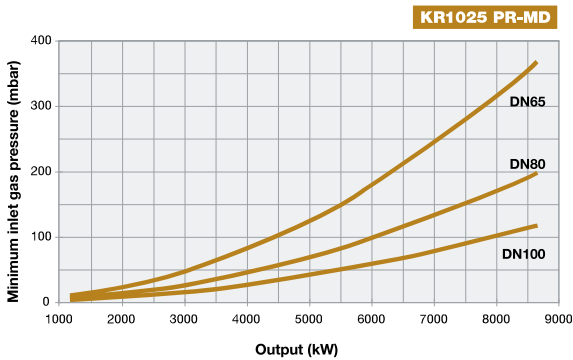
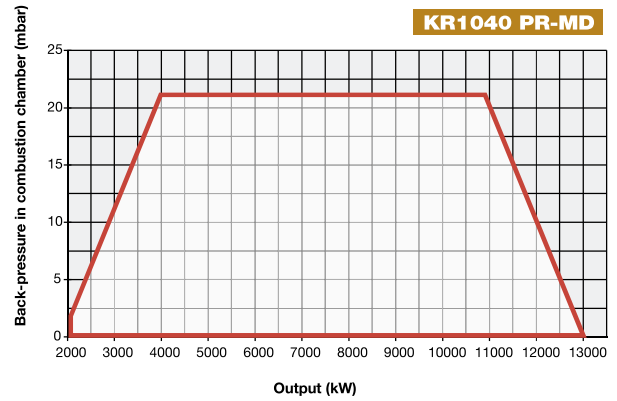
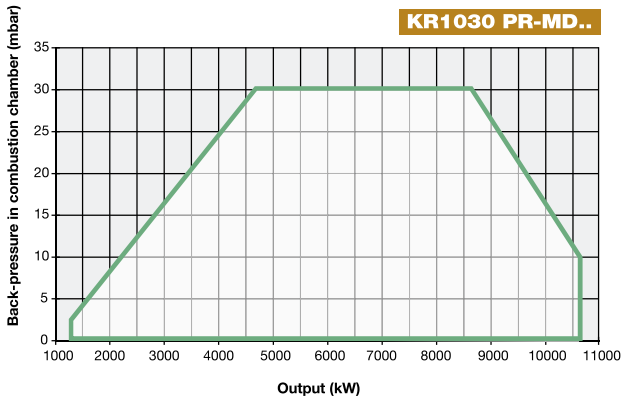
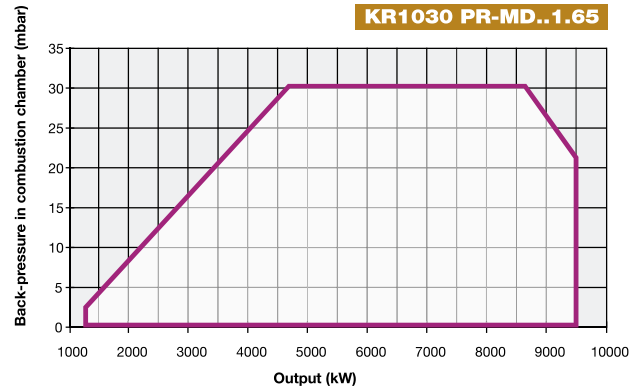
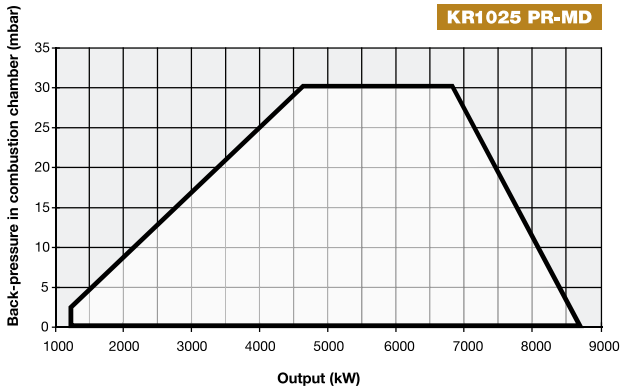
In order for the supply to be completed, the burner must be equipped with the respective modulating probe (see accessory table, page 282).

In compliance with:

- GAR Directive 2016/426/EU
- Low Tension Directive 2014/35/UE
- Electromagnetic Compatibility Directive 2014/30/UE
- Machinery Directive 2006/42/CE

KR1025 KR1030 KR1040 **mille** SERIES

MECHANICAL ATOMIZATION
with viscosity up to 400 cSt at 50°C (50°E at 50°C)



Attention: the graph shows the value of the gas output (kW) against the corresponding pressure without the combustion chamber back pressure. To know the minimum gas pressure at gas train, in order to get the gas output, it is necessary to add the boiler back pressure to the value read on the curve.